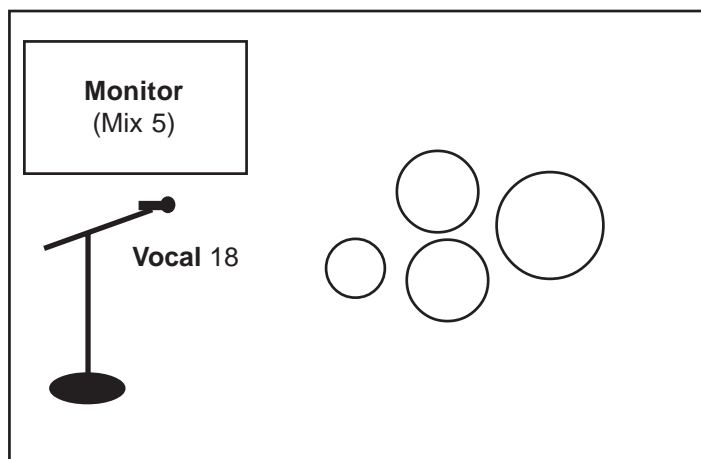


Those Darn Accordions

Stage plot (where TDA provides back line)

Contact: Paul Rogers, (360) 531-0276

- 1) Kick
- 2) Snare
- 3) High-hat
- 4) Rack tom 1
- 5) Rack tom 2
- 6) Floor tom
- 7) Overhead stage right
- 8) Overhead stage left
- 9) Bass DI
- 10) Accordion DI stage right
- 11) Accordion DI center/stage right
- 12) Accordion DI center/stage left
- 13) Accordion DI stage left
- 14) Vocal stage right (boom stand)
- 15) Vocal center/stage right (boom stand)
- 16) Vocal center/stage left (boom stand)
- 17) Vocal stage left (boom stand)
- 18) Vocal drums (boom stand)
- 19) DI for acoustic guitar (Susie)



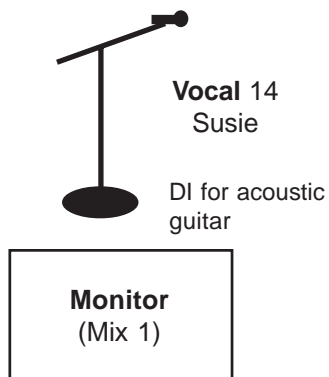
Bass amp

(GK head has XLR out, or you can use your own DI or mic)

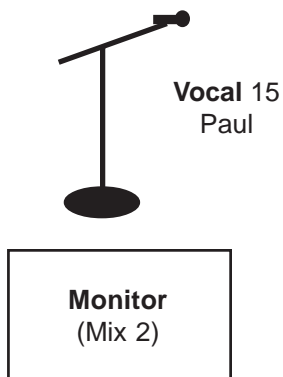
Lewis



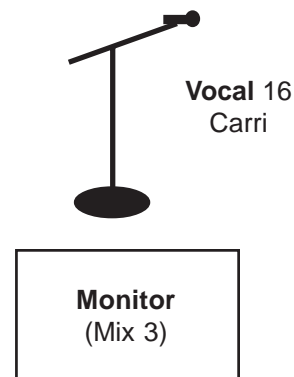
Amp 10 (DI needed)



Amp 11 (Mic needed - SM 57)



Amp 12 (DI needed)



Amp 13 (California Blond, has XLR out)

