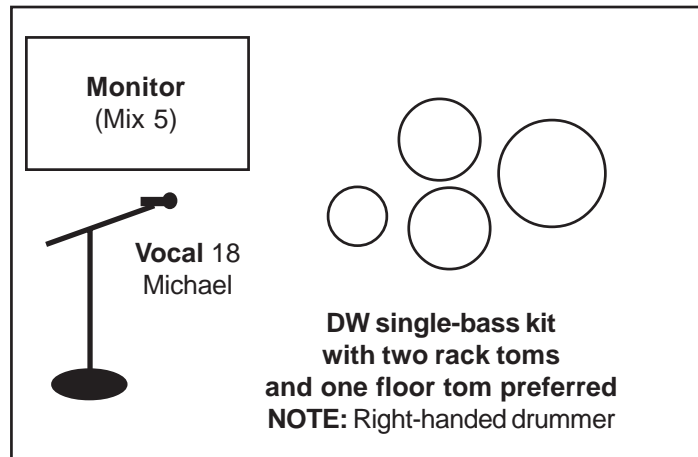


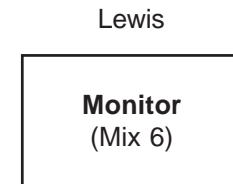
Those Darn Accordions

Stage plot (where TDA provides back line)
 Contact: Paul Rogers, (360) 531-0276

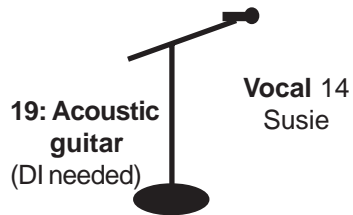
- 1) Kick
- 2) Snare
- 3) High-hat
- 4) Rack tom 1
- 5) Rack tom 2
- 6) Floor tom
- 7) Overhead stage right
- 8) Overhead stage left
- 9) Bass DI
- 10) Accordion DI stage right
- 11) Accordion DI center/stage right
- 12) Accordion DI center/stage left
- 13) Accordion DI stage left
- 14) Vocal stage right (boom stand)
- 15) Vocal center/stage right (boom stand)
- 16) Vocal center/stage left (boom stand)
- 17) Vocal stage left (boom stand)
- 18) Vocal drums (boom stand)
- 19) Acoustic guitar (DI)



Bass amp: Eden WT-600 or Gallien-Krueger 800RB
 (Amp heads have XLR out, or you can use your own DI or mic)



Amp 10: Fender Twin preferred
(DI or mic needed)



Amp 11: Marshall half-stack
(DI or mic needed)



Amp 12: Fender Twin preferred
(DI or mic needed)



Amp 13: SWR California Blond
(Has XLR out, or use DI or mic)

